

GSIEDGE.COM

MANAGEMENT AND ANALYTICS



Site Summary

Room Summary

Temperature Table

Relative Humidity Table

Alarm Table

Mortality Table

Water Consumption Table



MONITOR, ANALYZE, MANAGE

GSIEDGE.com is your portal to the most advanced animal production data management system available. Monitor and manage all aspects of your production process including ventilation, feed inventory and consumption, cooling, heating, lighting, animal weight and watering. GSIEDGE.com keeps you informed with real-time site information utilizing easy-to-read graphics and reports to quickly identify issues and optimize your farm's performance.



Monitor and manage your production facilities anywhere there is internet access. Log in with the default username and password to get started.

GSIEDGE.com is cloud-based and accessible from any web browser. Users can connect with the system anywhere from any device. Through GSIEDGE.com connect to all EDGE® and AA128 devices you own. No special setup is required. The latest and most secure web technology is employed to ensure your data and devices are safe.



*EDGE® and AA128 devices sold separately and require a connection to the internet to be accessible via GSIEDGE.com



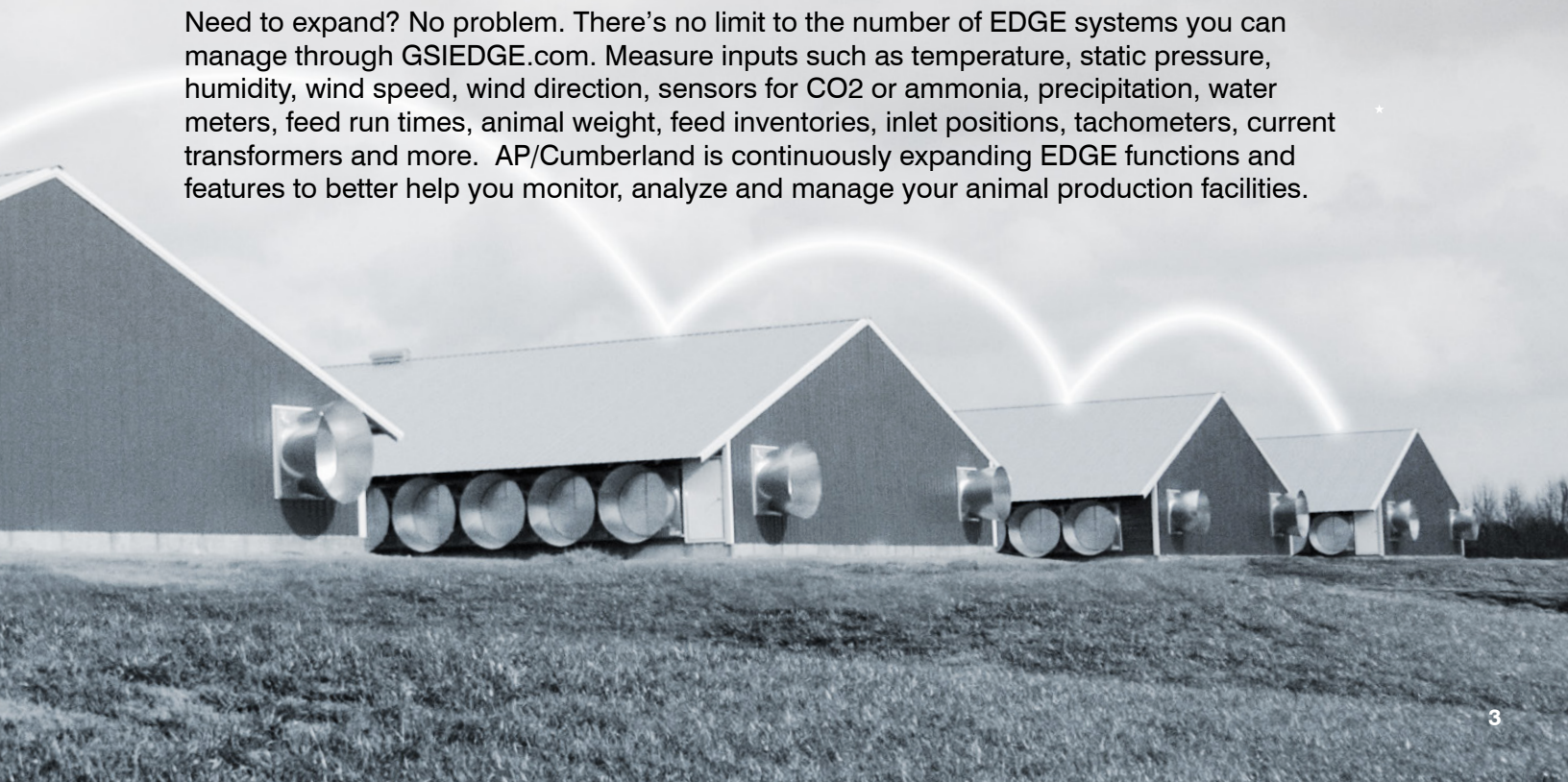
CONNECT TO DEVICES

Simply connect to your GSIEDGE.com compatible devices and you're ready to go. Using EDGE online offers the same experience as being in front of the EDGE controller itself. Software updates can be downloaded automatically* to keep you up-to-date with the latest features and security settings.

*GSIEDGE.com can auto download updates but will not install them without confirmation at the device's physical location.

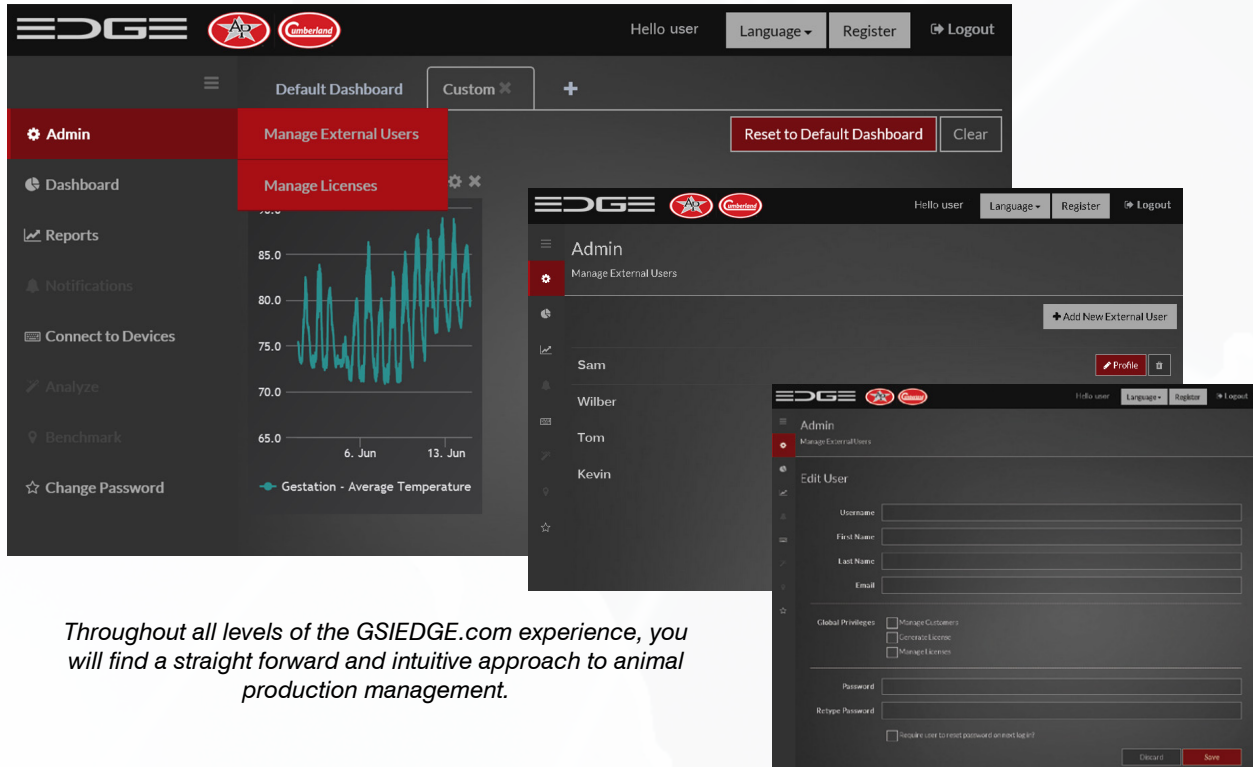
Name	Device type	Software version
NORTH	EDGE	4.0.0-1
SOUTH	AA128	4.0.1-6
EAST_1	EDGE	4.0.1-6
EAST_2	EDGE	4.0.0-2329
WEST_1	AA128	4.0.0-0
WEST_2	AA128	4.0.1-6
WEST_3	AA128	4.0.0-0

Need to expand? No problem. There's no limit to the number of EDGE systems you can manage through GSIEDGE.com. Measure inputs such as temperature, static pressure, humidity, wind speed, wind direction, sensors for CO2 or ammonia, precipitation, water meters, feed run times, animal weight, feed inventories, inlet positions, tachometers, current transformers and more. AP/Cumberland is continuously expanding EDGE functions and features to better help you monitor, analyze and manage your animal production facilities.

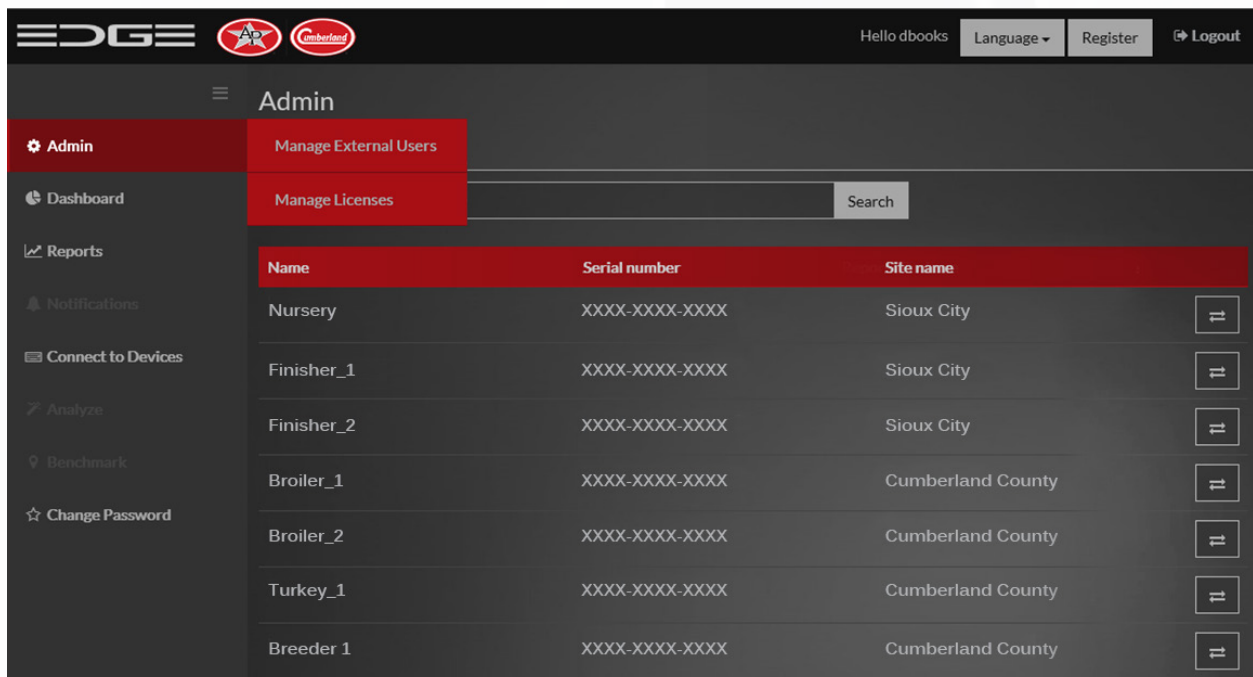


ADMINISTRATION AND LICENSING

Through the Admin menu, users, sites, devices and licenses are maintained. Creating a user is as simple as filling out a few fields. Individual passwords and access levels can be set for each user.



Throughout all levels of the GSIEDGE.com experience, you will find a straight forward and intuitive approach to animal production management.





REPORTS PACKAGE

Take full advantage of the EDGE system with the reporting and analytics packages. These premium services provide additional data monitoring and functionality to assist you in your day-to-day management. Integrate easy-to-read charts for simple analysis of your live or historical data to improve production efficiency and performance.

Reports Package Includes:

- **Custom Dashboards**
 - Display any data in a wide variety of formats
- **Custom Reports**
 - Custom text, images, graphs, and tables
 - Schedule delivery and recipients of reports
 - Reports are “live” allow zooming, etc.

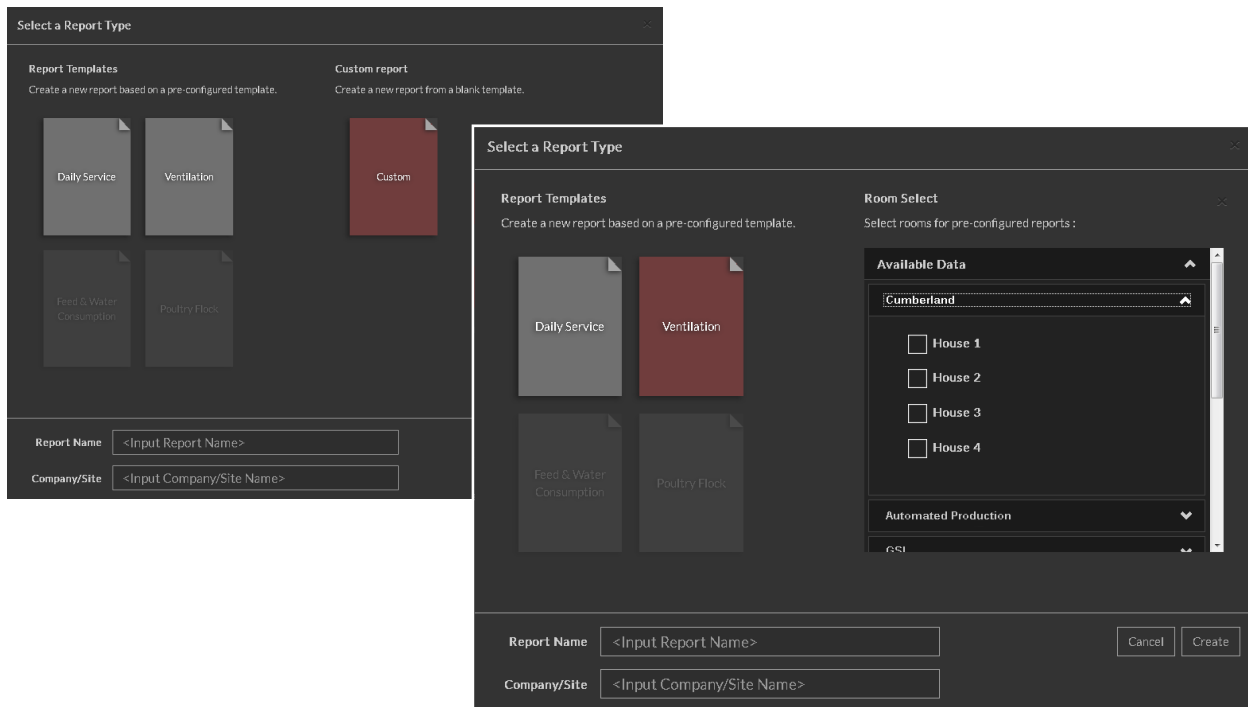
When you upgrade with the Reports Package, you're able to create a variety of reports using data pulled from your EDGE-connected devices. To generate a report, simply choose from one of the previous reports you've created.

The screenshot shows the EDGE Reports interface. The top navigation bar includes the EDGE logo, a star icon, the Cumberland logo, and user options: 'Hello user', 'Language', 'Register', and 'Logout'. The sidebar on the left lists navigation items: 'Admin', 'Dashboard', 'Reports' (highlighted), 'Notifications', 'Connect to Devices', 'Analyze', 'Benchmark', and 'Change Password'. The main content area is titled 'Reports' and features a search bar. Below the search bar is a grid of report thumbnails: 'Daily Service', 'Ventilation', 'Feed & Water Consumption', 'HACCP', and a plus sign (+) for creating a new report. On the right side, there's a 'Select a report' section. It includes 'Options' with buttons for 'View', 'Generate', 'Schedule', 'Edit', and a trash icon. Below that is 'Report Details' showing 'Last generated : 11:00:00PM 24-03-2016', 'Scheduled: Every day @ 11pm', 'Last edited: dev 11:22:33AM 23-03-2016', and 'Other information: Lorem ipsum dolor sit amet,'.

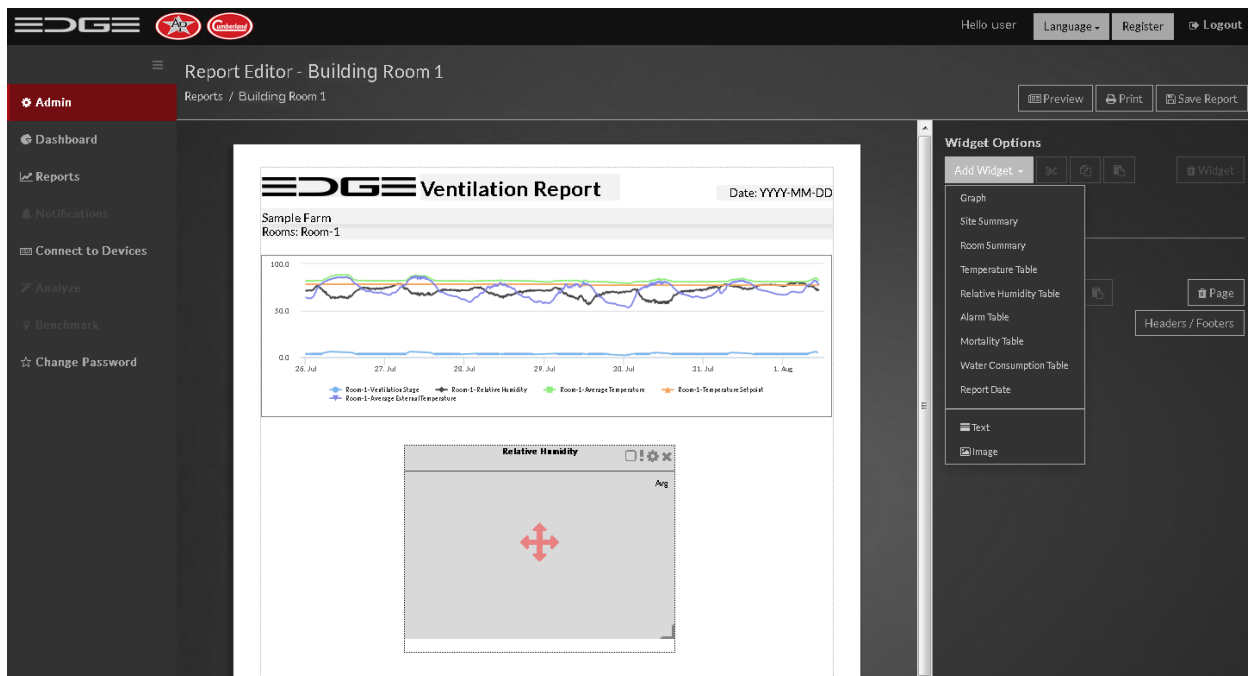
To create a report, simply click the plus (+) symbol to bring up the Report Type selector. Reports can be generated on the fly or scheduled based on pre-established parameters.

GSIEDGE.COM UPGRADES

Convenient point-and-click and drag-and-drop functionality makes report creation a simple task. Choose from a pre-configured report template or create a new custom report.



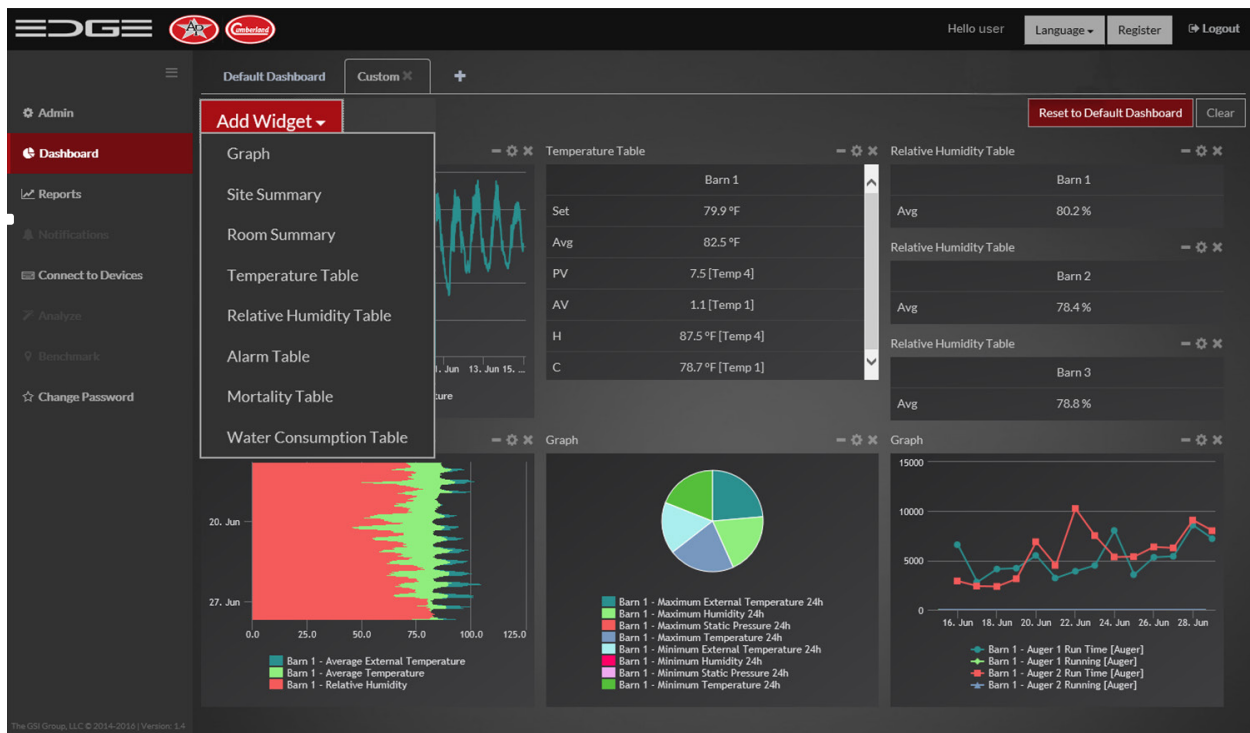
GSIEDGE.com can organize and display the information in a format that best fits your particular needs. Easily place graphs, tables, text, and images into your report by dragging and dropping the appropriate widget to the page. You can export or print your reports as needed and use the same report as a template for future reports.





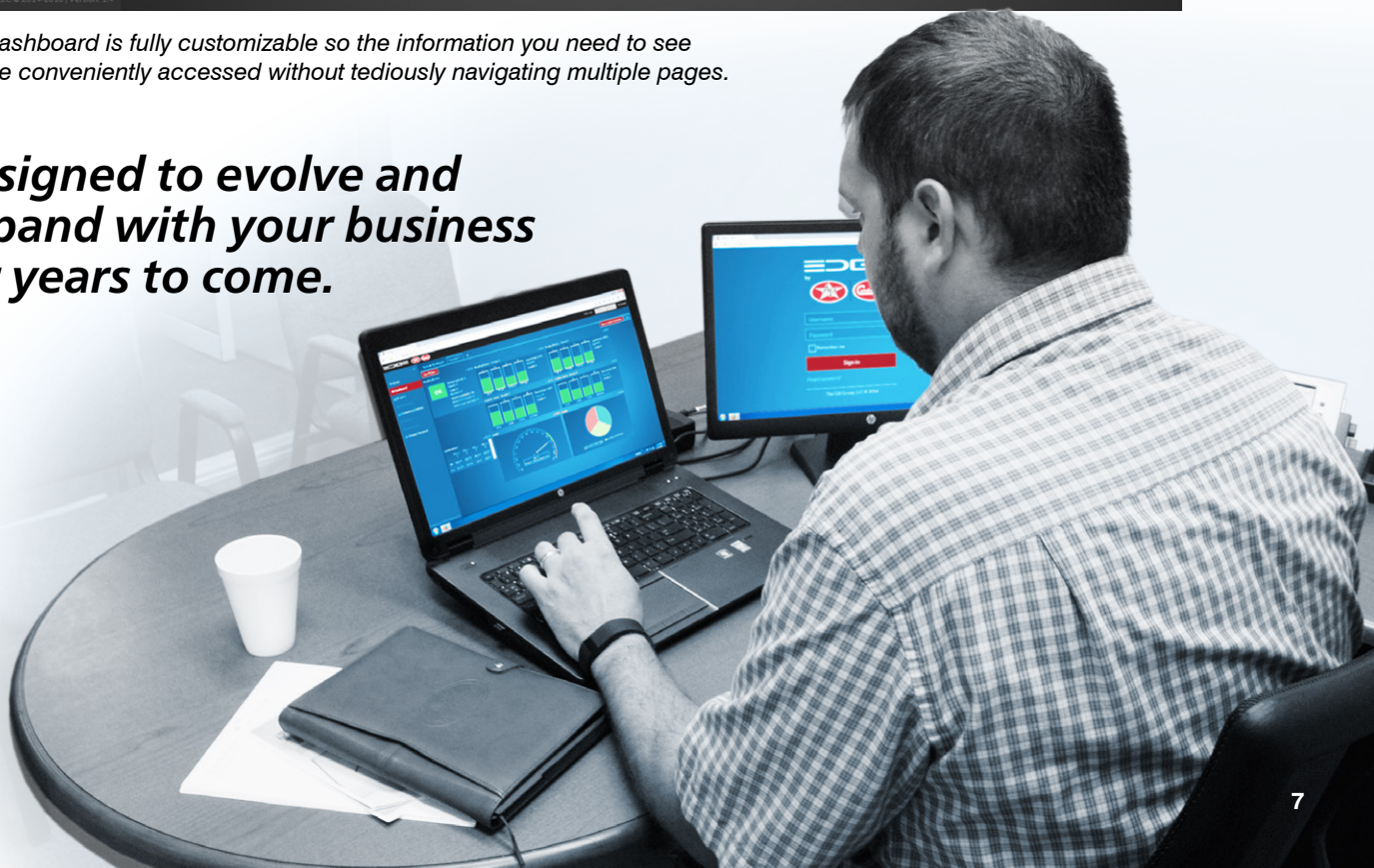
CUSTOM DASHBOARDS

The Reports Package also includes custom dashboards. These allow every user to see a customized dashboard when they log in. Users can have as many dashboards as they wish and customize data and views to their liking. View room and site summaries, temperature and humidity tables, alarm history, track feed and water consumption and more. Data history is maintained for a minimum of 5 years, and cloud integration allows for easy expansion.



The dashboard is fully customizable so the information you need to see can be conveniently accessed without tediously navigating multiple pages.

Designed to evolve and expand with your business for years to come.



PROVEN & DEPENDABLE™



At AP/Cumberland, we believe that healthy animals make for a healthy business. More than an equipment supplier, we're a team, working alongside producers for over 25 years to help maximize the growth potential of every animal and every aspect of their business. From feeding and ventilation to alarms and controls, our products are inspired by your needs and built by people who share the same dedication to quality and excellence necessary to meet today's demanding animal production needs.



SERVICE & SUPPORT

More than an equipment supplier, we're a team, working alongside producers for over 25 years providing equipment inspired by your needs and made to work as hard as you do. From feeding and ventilation to alarms and controls, we have what you need to maximize the growth potential of every animal and every aspect of your business. Whether you are building new or looking to retrofit your current facilities, AP/Cumberland has the proven and dependable solution to meet your needs.



www.automatedproduction.com
www.cumberlandpoultry.com

USA

P.O. Box 20
1004 E. Illinois Street
Assumption, IL 62510
Ph. 217-226-4449
Fax: 217-226-3540

INTERNATIONAL

5200 Armand-Frappier
St-Hubert (QC)
Canada J3Z 1G5
Tél. +1 877-926-2777
Fax +1-877-408-1046

For more information contact your local
AP/Cumberland representative or visit us online.